



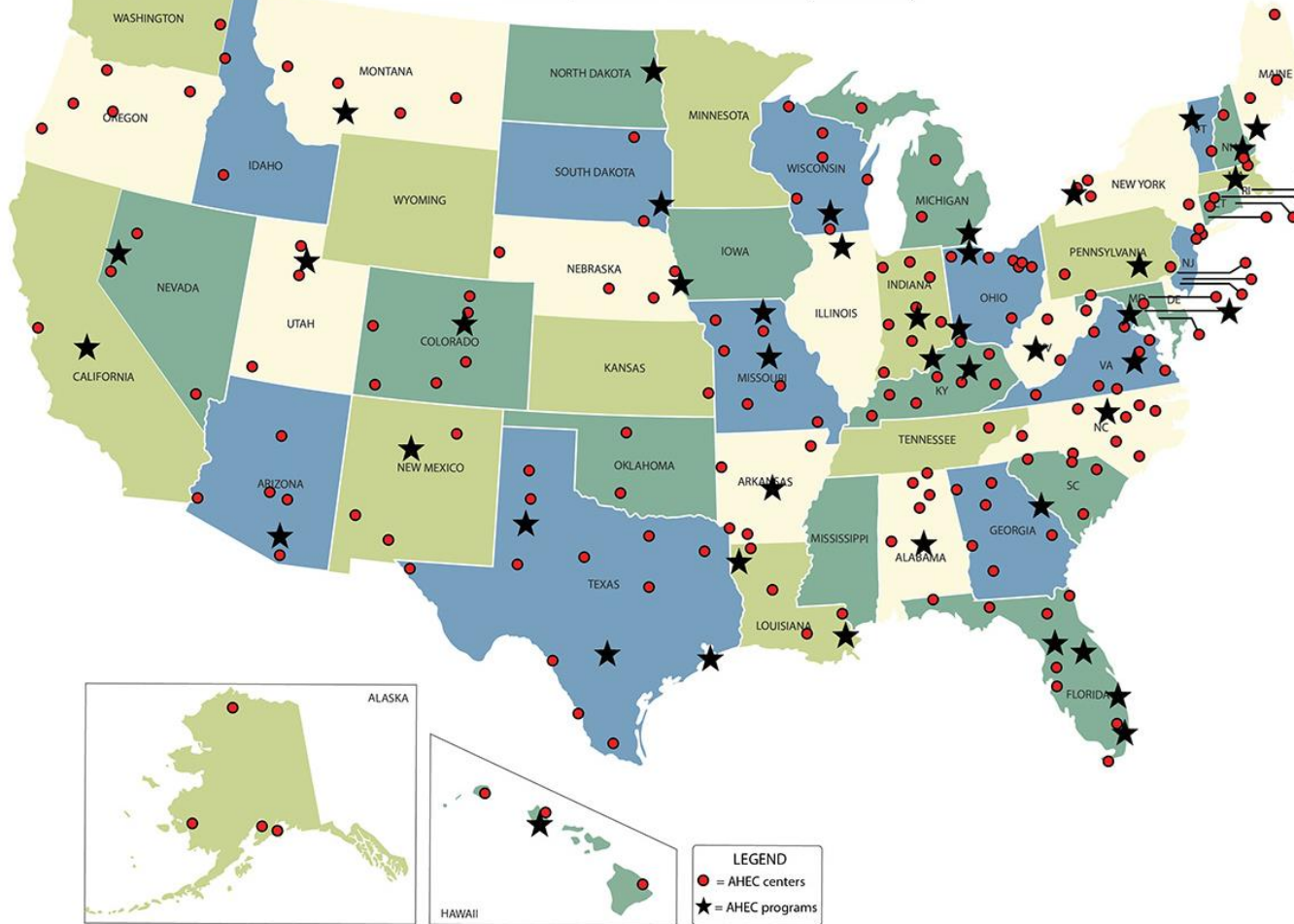
HIGH SIERRA **AHEC**

— EDUCATION • HEALTH • COMMUNITY —

**CONNECTING STUDENTS TO CAREERS, PROFESSIONALS TO COMMUNITIES,
AND COMMUNITIES TO BETTER HEALTH**

Area Health Education Centers (AHEC)

NOTE: Map coordinates and locations will be updated monthly.



In support of the Bureau of Health Workforce strategic priorities to increase diversity among health professionals, broaden distribution of the health workforce, enhance quality care, and improve health care delivery to rural and underserved areas and populations.

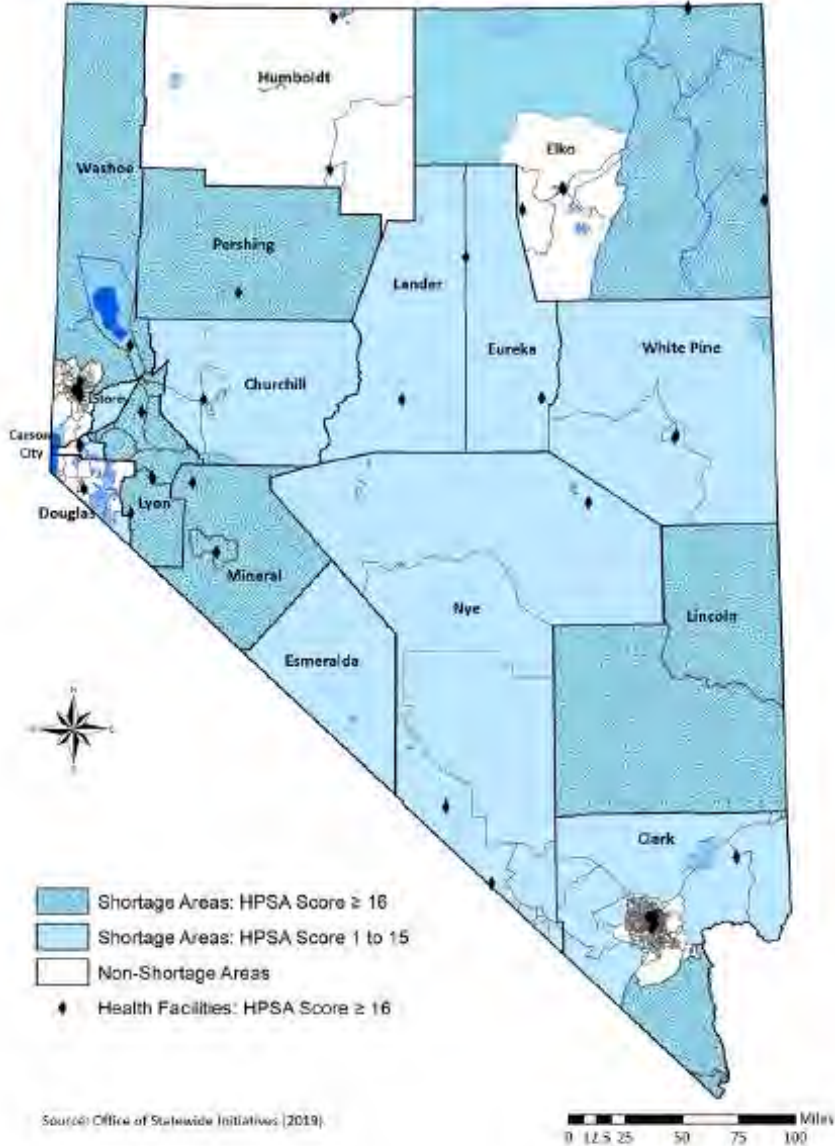
NAO: >300 program offices and centers that serve 85% of United States counties

lets
TALK

DATA



Primary Medical Care Health Professional Shortage Areas (HPSAs) in Nevada



Primary Care Workforce Shortages

- 2.0 million Nevadans reside in a primary care health professional shortage area or “HPSA” or 67.3% of the state’s population
- Majority of Clark and Washoe County residents live in a primary care HPSA
- 11 single-county HPSAs in rural and frontier areas of Nevada

Source: Office of Statewide Initiatives (2019)



University of Nevada, Reno
School of Medicine

Nursing Workforce in Nevada

Profession	Number of Licensees		Change – 2008 to 2018	
	2008	2018	Number	Percent
Advanced Practice Registered Nurses	505	1,279	774	153.3
Certified Registered Nurse Anesthetists	71	75	4	5.6
Registered Nurses	17,594	21,824	4,230	24.0
Licensed Practical Nurses	2,792	2,825	33	1.2

Source: OSI analysis of unpublished licensure data (2018).



University of Reno

What it Takes to be Average – Medicine and Nursing

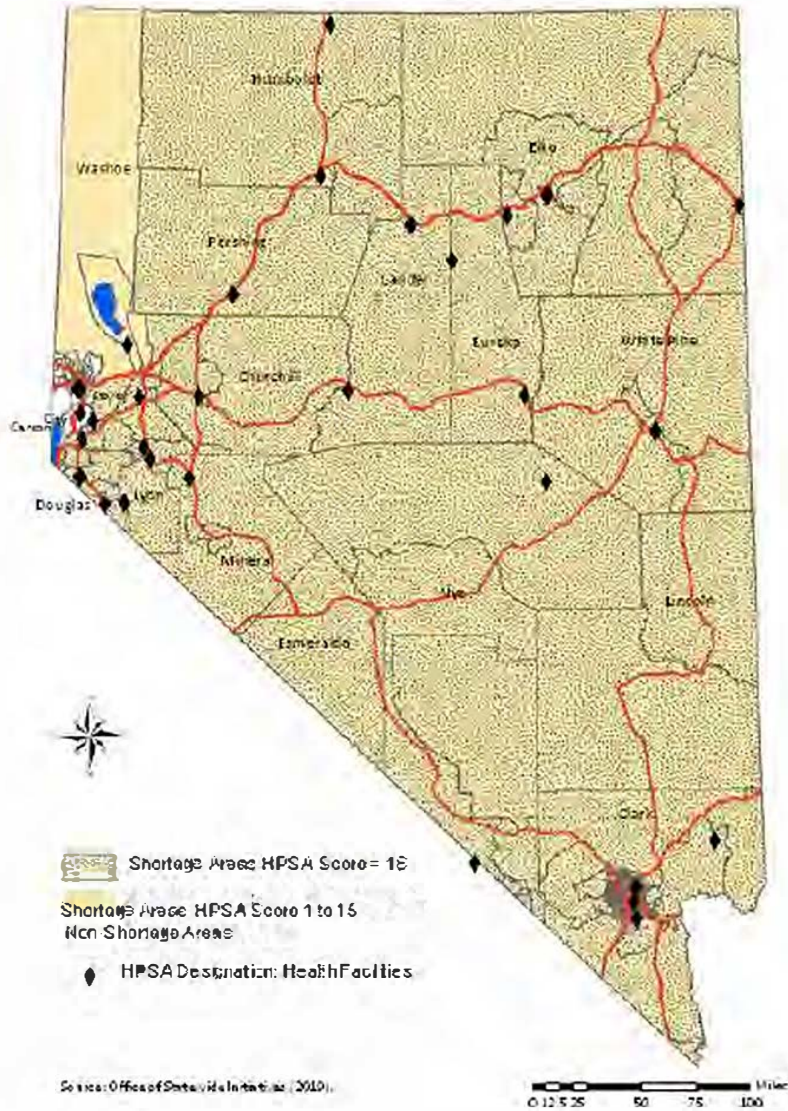
Profession	Number per 100,000 Population			Number Needed to be Average	
	US	Nevada	Clark	Nevada	Clark
Physicians (MD and DOs)	299.4	206.0	197.9	2,801	2,233
Primary Care Physicians (MD and DOs)	93.8	67.1	68.6	725	554
Physician Assistants	38.5	33.2	31.4	159	156
Advanced Practice Registered Nurses	46.2	42.5	39.4	111	150
Registered Nurses	955.4	724.4	704.4	6,930	5,523
Certified RN Anesthetists	8.3	2.5	2.7	174	123

Source: OSI analysis of unpublished licensure data (2018).



University of Nevada, Reno
School of Medicine

Mental Health Professional Shortage Areas (HPSAs) in Nevada



Mental Health Workforce Shortages

- 2.8 million Nevadans reside in a mental care HPSA or 94.3% of the state's population, including 100% of Clark County residents
- 16 single-county mental care HPSAs, including all 14 rural and frontier counties of Nevada



Behavioral Health Workforce in Nevada

Profession	Number of Licensees		Change – 2008 to 2018	
	2008	2018	Number	Percent
Clinical Professional Counselors	28	230	202	721.6
Clinical Social Workers	537	818	281	52.3
Marriage and Family Therapists	635	852	217	34.2
Psychiatrists	185	239	54	29.2
Psychologists	311	405	94	31.8

Source: OSI analysis of unpublished licensure data (2018).



University of Nevada, Reno
School of Medicine

What it Takes to be Average – Behavioral Health

Profession	Number per 100,000 Population			Number Needed to be Average	
	US	Nevada	Clark	Nevada	Clark
Clinical Professional Counselors	45.4	29.7	25.1	471	446
Clinical Social Workers	58.1	32.7	26.1	1,703	1,304
Marriage and Family Therapists	12.9	28.3	22.1	-462	-276
Psychiatrists	12.5	7.8	7.1	147	117
Psychologists	24.8	13.4	10.6	342	312

Source: OSI analysis of unpublished licensure data (2018).



University of Nevada, Reno
School of Medicine

lets
TALK 
SOLUTIONS



Our Mission




Develop a current & future pipeline of qualified healthcare workers for Nevada



Develop & enhance education and training within community based organizations and academic institutions




Provide health and wellness information to the citizens of the communities we serve



EARLY CAREER EXPLORATION

MATTERS



DIVERSITY IN HEALTHCARE


MATTERS






HEALTH
CARE
CAREERS IN
NEVADA
2016-2017


▶ Table of Contents



Biennial publication/statewide dissemination in collaboration with Nevada Health Workforce Research Center



Over 30,000 copies to students, parents and educators in every school district in Nevada, 8th grade reading level



Publication expansion
New Audiences



Spanish version with funding support.



K-12 INITIATIVES

Expanding the young minds of students representing both underserved and rural communities through the provision of innovative hands-on exploration and valuable touch points with AHEC Ambassadors who provide impactful mentorship, health-based education and healthcare career readiness.





UNDERGRADUATE LEVEL

Building an interdisciplinary, diverse, and enthusiastic team of community leaders who share the AHEC mission through civic engagement, peer-to-peer outreach and education, and professional development opportunities while acquiring both non-profit and public health experiences.

Sa STUDENT AMBASSADOR PROGRAM

250+ Total hours of engagement

\$4,029

Raised by Student Ambassadors

60

Professional
development hours

226

Volunteer
Hours

86%

Of Ambassadors intend to
work in healthcare

443

Content hours provided in
K-12 students

990

Hours provided in
K-12 students



GRADUATE & DOCTORATE LEVEL

Enhancing the future healthcare workforce through leadership training and team-based approaches to address health disparities, completion of comprehensive coursework, and engagement with rural and underserved patient populations.



AHEC SCHOLARS

77 Nevada AHEC Scholars

Nevada AHEC Scholars Cohort

- 4 Counseling
- 1 Health Administration
- 1 Kinesiology
- 23 Medical Doctors
- 25 Nursing
- 3 Pediatrics
- 2 Physical Therapist
- 12 Physician/Physician Assistant
- 1 Psychiatrist
- 2 Psychology
- 3 Public Health

24 High Sierra AHEC Scholars

Scholars Cohort

- 4 Counseling
- 12 Medical Doctors
- 1 Nursing
- 5 Physician Assistant
- 2 Public Health

31%
Make up the
State

31%
Represent
Rural

105 Didactic
Hours

203 Experiential
Hours

Offering Quality Continuing Education

- Maintaining competence, best practice, and upskill opportunities;
- Current/Emergent Issues;
- Community Needs Assessments;
- Quality Improvement;
- Practice Transformation.



PROFESSIONAL LEVEL

Offering highly effective continuing education for practicing professionals, addressing current and emergent health-related issues and ensuring best practices to improve patient outcomes. Through a variety of partnerships and technology platforms we are capable in reaching statewide audiences to ensure the expansion of networking and resources for our practicing professionals.

identify

TRAINING NEEDS

provide equitable

OPPORTUNITIES

boost

CONFIDENCE

foster

FUTURE PROFESSIONALS



Meet Jessica



**WE MAKE AN IMPACT
WE ARE MENTORS**



WE ARE A SOLUTION

Jessicas Video



Connect with us!

highsierraahcec.org





Andrea Gregg
Executive Director
(775) 507-4022
andrea@highsierraahec.org



Ways to get involved:



Pipeline Initiatives

Preceptor sites, education/training(s), mentorship, special events/guest, speakers

Become a Stakeholder

Strategic thinking and sustainability planning

AHEC Newsletter

CE Opportunities, Community Collaborations, Program Impact, AHEC signature events



References



Grumbach, K., & Mendoza, R. (2008). Disparities In Human Resources: Addressing The Lack Of Diversity In The Health Professions. *Health Affairs*, 27(2), 413–422. doi: 10.1377/hlthaff.27.2.413

Guglielmi, G. (2018, May 21). Share of African American men going into medicine hits historic low. Retrieved February 10, 2020, from <https://www.nature.com/articles/d41586-018-05203-z>

Office of Statewide Initiatives. (2019). *Health Workforce in Nevada: A Chartbook*. Reno, NV: University of Nevada, Reno School of Medicine. <http://med.unr.edu/statewide/reports>

Office of Statewide Initiatives. (2019). *Nevada Rural and Frontier Health Data Book –Ninth Edition*. Reno, NV: University of Nevada, Reno School of Medicine. <http://med.unr.edu/statewide/reports>

Nevada Instant Atlas. (2019). *County Level Health Workforce and Population Health Database*. Interactive data. For more information: <http://med.unr.edu/statewide/instant-atlas>

Office of Statewide Initiatives. (2019). *A Comparison of Urban and Rural Medical Students Academic Performance and Rural Retention in Nevada – UME Graduates 2005-2014*. Reno, NV: University of Nevada, Reno School of Medicine. <http://med.unr.edu/statewide/reports>